Inolux

# Display Product Brief

This product brief provides an overview of the Display offering, including product features and applications.

## Contents


1. Display Module Overview . . . . 2
2. Dot Matrix . . . . . 3
3. Segment. . . . . 4
4. Contact Us . . . . . 5


- **Optoelectronic** core focus
- **Comprehensive** package selection offering robust reliability and longevity
- **Application** and engineering support available, including optical simulation data
- **Custom** solutions and special binning

# DISPLAY MODULE OVERVIEW



## Product Features

- Numerous display sizes and options, such as single-digit seven-segment displays, four-character alphanumeric displays, and dot-matrix.
- Range of color and luminous intensity
- Customized to meet your project needs; from special icons to face color

## Applications

- Industrial Controls
- Medical Equipment
- Communications Equipment
- Test and Measurement Equipment
- Security Electronics
- Life Safety Equipment
- Large Panel Indicators
- Meter Displays
- Information displays
- Speedometers
- Gauges

## Customization

### 10-Segment

**Tri-Color LED Bar Graph**

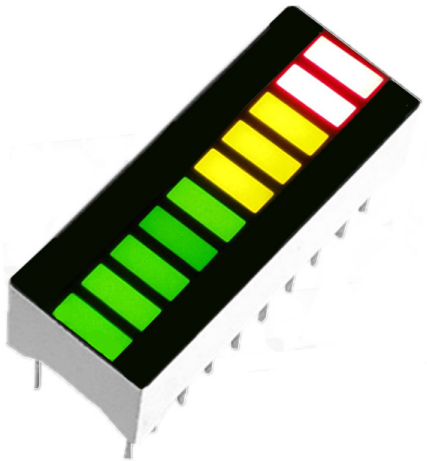



# Dot Matrix

## 5x7 Dot Matrix Display
### PRODUCT OVERVIEW

| Color | λD (nm) | IV (mcd) @20mA *Per Dot |
|---|---|---|
| White (10,000K CCT) | X:0.27 / Y:0.25 | 103 |
| Blue | 470 | 60 |
| True Green | 525 | 160 |
| Yellow Green | 571 | 20 |
| Yellow | 590 | 40 |
| Amber | 606 | 40 |
| Hyper Red | 625 | 40 |
| Super Red | 639 | 30 |





## 8x8 Dot Matrix Display





Inolux



# Segment Displays

## Product Features

**Available in:**

- Common Anode or Common Cathode
- Grey or Black Overlay
- Through-hole or SMD
- Bent leads
- Customizable:
  - Brightness
  - Color
  - Digital I/O
  - Special Icons



| Product Series | Standard Sizes | Digit Options | Custom Options |
|---|---|---|---|
| INND | 0.2”, 0.28”, 0.3”, 0.39”, 0.4”, 0.51”, 0.56”, 0.8” | Single, Dual, Triple, Four | Alphanumeric special Icons bar graphs clock displays |



## PRODUCT OVERVIEW

### Seven-Segment Displays

| Color | λD (nm) | IV (mcd) @10mA *0.56" Through Hole *Per Segment |
|---|---|---|
| White (10,000K CCT) | X:0.27 / Y:0.25 | 130 |
| Blue | 465 | 27 |
| True Green | 525 | 218 |
| Yellow Green | 570 | 15 |
| Yellow | 590 | 40 |
| Amber | 605 | 70 |
| Hyper Red | 630 | 30 |
| Deep Red | 645 | 25 |

## Wide Color Array

# Contact Us

Inolux Corporation

Santa Clara, California
USA

Phone: (408) 650 6800

Email: Sales@Inolux-Corp.Com

For more information on the Display line including features, applications, and specifications, or to view additional parts in this product family, visit:

**Inolux-Corp.Com**

Copyright © 2020 Inolux Corporation. All rights reserved.